



Detroit Sports Car Challenge

Belle Isle Street Circuit / 2.07 miles

August 29-30, 2008 / Detroit, Michigan



ALMS Final Race Report

Pos	Class Pos	Car No	Class	Drivers	No Laps	Diff	Total Time	Best Time	In Lap	Make	Status
1	1	26	P2	(Rossiter)/Montagny*	104	-:--	2:46:15.626	1:15.616	74	Acura ARX-01B	Running
2	2	9	P2	Brabham*/(Sharp)	104	3.985	2:46:19.611	1:15.540	88	Acura ARX-01B	Running
3	3	66	P2	de Ferran/(Pagenaud*)	104	28.836	2:46:44.462	1:16.470	52	Acura ARX-01B	Running
4	4	7	P2	(Dumas)/Bernhard*	104	59.266	2:47:14.892	1:15.784	74	Porsche RS Spyder	Running
5	5	6	P2	Briscoe/(Lonq*)	104	59.792	2:47:15.418	1:15.672	68	Porsche RS Spyder	Running
6	6	16	P2	(Smith*)/Dyson	103	1LAP	2:46:47.553	1:18.096	40	Porsche RS Spyder	Running
7	7	8	P2	(Devlin*)/Bonilla	103	1LAP	2:46:48.444	1:18.371	54	Lola B07 46 Mazda	Running
8	8	20	P2	(Franchitti*)/Leitzinger	102	2LAPS	2:46:49.465	1:17.546	13	Porsche RS Spyder	Running
9	1	4	GT1	Beretta/(Gavin*)	100	4LAPS	2:46:29.099	1:22.099	81	Chevrolet Corvette C	Running
10	2	3	GT1	O'Connell/(Magnussen*)	100	4LAPS	2:47:36.409	1:22.270	83	Chevrolet Corvette C	Running
11	1	45	GT2	Bergmeister*/(Henzler*)	98	6LAPS	2:46:20.505	1:25.233	68	Porsche 911 RSR	Running
12	2	46	GT2	van Overbeek/(Pilet*)	98	6LAPS	2:46:27.075	1:25.239	46	Porsche 911 RSR	Running
13	3	62	GT2	(Melo*)/Salo	98	6LAPS	2:46:41.650	1:25.966	66	Ferrari 430 Berlinetta	Running
14	4	44	GT2	(Pechnik)/Ragginger*	98	6LAPS	2:46:50.372	1:26.664	42	Porsche 911 RSR	Running
15	5	61	GT2	Brix/(Bell*)	98	6LAPS	2:47:39.427	1:25.494	84	Ferrari 430 Berlinetta	Running
16	6	73	GT2	Figge/(Tafel*)	95	9LAPS	2:47:06.200	1:26.939	60	Ferrari F430GT	Running
17	7	11	GT2	(Feinberg)/Hall	94	10LAPS	2:47:06.851	1:30.857	94	Dodge Viper	Running
18	3	008	GT1	(Borcheller*)/Ducote	93	11LAPS	2:47:34.255	1:26.479	64	Aston DBR9	Running
19	8	40	GT2	D.Robertson/A.Robertson/(Murr	89	15LAPS	2:46:32.606	1:28.617	40	Doran Ford GT-R	Running
20	9	71	GT2	Mueller*/(Farnbacher)	88	16LAPS	2:46:30.370	1:25.082	54	Ferrari 430 Berlinetta	Running
21	10	21	GT2	Sutherland/(Milner*)	87	6LAPS	2:29:57.014	1:26.839	44	Panoz Esperante	Accident
22	1	37	P1	(J.Field)/C.Field*/Berry	83	21LAPS	2:46:41.138	1:21.130	41	Lola B06/10	Running
23	9	15	P2	Fernandez*/(Diaz)	83	21LAPS	2:46:50.690	1:17.423	12	Acura ARX-01B	Running
24	11	54	GT2	Lazzaro*/(Pappas)	49	5LAPS	1:30:11.527	1:29.707	40	Doran Ford GT-R	Accident
25	12	18	GT2	(Basseng*)/N.Pastorelli/F.Pastor	38	32LAPS	1:59:09.485	1:28.287	13	Porsche 911 RSR	Mechanical
26	2	2	P1	(Luhr*)/Werner	21		35:03.059	1:17.581	13	Audi R10 / TDI	Accident
27	13	007	GT2	(Drayson)/Cocker*	1		1:48.184	1:36.304	1	Aston Martin Vantage	Accident
* 28	3	1	P1	Faessler/(Pirro*)	-				-	Audi R10 / TDI	Excluded

*Qualifying Driver (Starting Driver)

Lap Leaders

Laps	Car
1-48	9
49-56	66
57-57	9
58-104	26


*Car 1 excluded - ACO Technical Regulations 4.1


Fastest Drivers:


GT1	Oliver Gavin
GT2	Dirk Mueller
P1	Marcel Fassler
P2	David Brabham

Cautions

Laps	Reason
3 - 7	Car #007 off course
23 - 31	Car #2 off course
56 - 61	Car #54 off course
92 - 94	Debris on track


Beaux Barfield
Race Director


Lynda Polk
Chief of IMSA Timing


Martin Kaufman
Chairman of the Stewards